


Make the World



PRODUCT CATALOGUE



BRIEF INTRODUCTION

SHUBHAM POWER TOOLS Established in 2007, on organization dedicated to Quality.

Shubham Power Tools Imports the very best and only high quality products for the indian market. We have always kept a transparent and sincere trade practice and have multiplied our customer list and won over their trust in the professionalism of our business and the premium quality of the products we import. We have built a reputation of the delivering exactly what the market craves for.

Supplier of all kinds Power Tools, Armatures, Accessories and spare parts. The company has grown every year since its inception and expanded business overseas as well now expanded its distributor network across India.

Shubham Power Tools is today known for premium Quality at the most affordable price with dedicated service & customer working to provide our customer with products and services that enable them to experience the ultimate satisfaction of quality.





Make the World

PROFESSIONAL POWER TOOLS

Part No RB-2001

6MM DRILL



DESCRIPTION

Drill Capacity - 6.5mm
Rated Voltage - 230V
Rated Frequency - 50Hz
Rated Input Power - 300w
No Load Speed-0 - 4500r/m

Part No RB-2003

2310 DRILL



DESCRIPTION

Drill Capacity - 10mm
Rated Voltage - 220V
Rated Frequency - 50Hz
Rated Input Power - 300w
No Load Speed - 2600r/m

Part No RB-2004

DU-10 DRILL



DESCRIPTION

Drill Capacity - 10mm
Rated Voltage - 220V
Rated Frequency - 50Hz
Rated Input Power - 750w
No Load Speed - 1800r/m

Part No RB-2005

EID-13 IMPACT DRILL



DESCRIPTION

Drill Capacity - 13mm
Rated Voltage - 230V
Rated Frequency - 50Hz
Rated Input Power - 750w
No Load Speed - 1800r/m

Part No RB-2006

13 MM DRILL



DESCRIPTION

Drill Capacity - 13mm
Rated Voltage - 230V
Rated Frequency - 50Hz
Rated Input Power - 400w
No Load Speed - 2800r/m

Part No RB-2007

13MM DRILL R/F



DESCRIPTION

Drill Capacity - 13mm
Rated Voltage - 220V
Rated Frequency - 50Hz
Rated Input Power - 650w
No Load Speed-0 - 2600r/m

Part No RB-2008

13MM DRILL
GSB- 13RE



DESCRIPTION

Drill Capacity - 13mm
Rated Voltage - 220V
Rated Frequency - 50Hz
Rated Input Power - 600w
No Load Speed-0 - 2800r/m

Part No RB-2021

6-100
ANGLE GRINDER



DESCRIPTION

Max Disc Diameter - 100 mm
Rated Voltage - 220V
Rated Frequency - 50Hz
Rated Input Power - 710w
No Load Speed - 11000r/m

Part No RB-2022

801
ANGLE GRINDER



DESCRIPTION

Max Disc Diameter - 100 mm
Rated Voltage - 220V
Rated Frequency - 50Hz
Rated Input Power - 850w
No Load Speed - 11000r/m

Part No RB-2023

AG-5
ANGLE GRINDER



DESCRIPTION

Max Disc Diameter - 125 mm
Rated Voltage - 220V
Rated Frequency - 50Hz
Rated Input Power - 1200w
No Load Speed - 11000r/m

Part No RB-2031

2-20 ROTARY
HAMMER



DESCRIPTION

Drill Capacity - 20 mm
Rated Voltage - 220V
Rated Frequency - 50Hz
Rated Input Power - 1200w
No Load Speed - 850r/m

Part No RB-2032

2-26 ROTARY
HAMMER



DESCRIPTION

Drill Capacity - 20 mm
Rated Voltage - 220V
Rated Frequency - 50Hz
Rated Input Power - 1500w
No Load Speed - 11000 r/m

Part No RB-2033

3-26 ROTARY
HAMMER



DESCRIPTION

Rated Impacting Frequency - 3200/min
Rated Power Input - 750w
No Load Speed - 500 r/min
Max. Drilling Capacity Concrete - 26mm

Part No RB-2034

810 DEMOLATION
HAMMER



DESCRIPTION

Rated Voltage - 220V
Rated Frequency - 50Hz
Rated Input Power - 1400w
No Load Speed - 3800r/m

Part No RB-2035

0835 DEMOLATION
HAMMER



DESCRIPTION

Rated Voltage - 220V
Rated Frequency - 50/60Hz
Rated Input Power - 1350w
No Load Speed - 3400r/m

Part No RB-2036

PH-65 A DEMOLATION
HAMMER



DESCRIPTION

Rated Voltage - 220V
Rated Frequency - 50Hz
Rated Input Power - 1800w
No Load Speed - 2900r/m



Make the World

PROFESSIONAL POWER TOOLS

Part No RB-2037

**11-E DEMOLITION
HAMMER**



DESCRIPTION

Rated Voltage - 220V
Rated Frequency - 50Hz
Rated Input Power - 1500w
No Load Speed - 900-1800r/m

Part No RB-2038

**11-E DEMOLITION
HAMMER**



DESCRIPTION

Drill Capacity - 52 mm
Rated Voltage - 230V
Rated Frequency - 50Hz
Rated Input Power - 1500w
No Load Speed - 900-1890r/m

Part No RB-2051

BLOWER EBC-40



DESCRIPTION

Rated Voltage - 220V
Rated Frequency - 50Hz
Rated Input Power - 550w
No Load Speed - 13000r/m
Air - 2.3m3/min

Part No RB-2053

**BLOWER HITACHI
MODEL (RB HD 40)**



DESCRIPTION

Rated Voltage - 230V
Rated Frequency - 50Hz
Rated Input Power - 550w
No Load Speed - 13000r/m

Part No RB-2061

CM-4 MARBLE CUTTER



DESCRIPTION

Max Disc Diameter - 110 mm
Rated Voltage - 220V
Rated Frequency - 50Hz
Rated Input Power - 1050w
No Load Speed - 12000r/m

Part No RB-2062

**CM-4 SB MARBLE
CUTTER**



DESCRIPTION

Max Disc Diameter - 110 mm
Rated Voltage - 220V
Rated Frequency - 50Hz
Rated Input Power - 1240w
No Load Speed - 13000r/m

Part No RB-2063

CM5 MARBLE CUTTER



DESCRIPTION

Max Disc Diameter - 125 mm
Rated Voltage - 220V
Rated Frequency - 50Hz
Rated Input Power - 1500w
No Load Speed - 14000r/m

Part No RB-2065

C-7 WOOD CUTTING



DESCRIPTION

Disc Diameter - 185 mm
Rated Voltage - 220V
Rated Frequency - 50Hz
Rated Input Power - 1250w
No Load Speed - 4900r/m

Part No RB-2071

CAR WASHER



DESCRIPTION

Working pressure - 100Bar
Water Pump Power - 1800w
Frequency - 50/60HZ
Water Flow Rate - 6.5l/min
power Line-1.5m Water proofing-IPX5

Part No RB-2072

CAR POLISHER



DESCRIPTION

Rated Voltage - 220V
Rated Frequency - 50/60Hz
Input - 1200W
No-Load Speed - 600-3300 RPM

Part No RB-2081

CUT OFF 355A



DESCRIPTION

Disc Diameter - 355 mm
Rated Voltage - 220V
Rated Frequency - 50Hz
Rated Input Power - 2000w
No Load Speed - 3800r/m

Part No RB-2082

CUT OFF 355 LG



DESCRIPTION

Disc Diameter - 355 mm
Rated Voltage - 220-230V
Rated Frequency - 50Hz
Rated Input Power - 2600w
No Load Speed - 3800r/m

Part No RB-2085

DIE GRINDER



DESCRIPTION

Rated Voltage - 220V
Rated Frequency - 50/60Hz
Rated Input Power - 400w
No Load Speed - 27000RPM
Wheel Size - 25 MM

Part No RB-2091

**ELECTRIC CHAINSAW
4016**



DESCRIPTION

Rated Voltage - 220V
Rated Frequency - 50/60Hz
Rated Input Power - 1350w
No Load Speed - 400 RPM
Size - 405mm

Part No RB-2092

**ELECTRIC CHAINSAW
5016**



DESCRIPTION

Rated Voltage - 220V
Rated Frequency - 50/60Hz
Rated Input Power - 1300w
No Load Speed - 400 RPM
Size - 16"

Part No RB-2101

JIGSAW 70MM



DESCRIPTION

Max Cutting - 70 mm
Rated Voltage - 220V
Rated Frequency - 50Hz
Rated Input Power - 900w
No Load Speed - 0-3000r/m



Make the World

PROFESSIONAL POWER TOOLS

Part No RB-2111

**PETROL CHAINSAW
58CC**



DESCRIPTION

Voltage - 220V
Rated Frequency - 50/60Hz
Input - 2.4 KW
No Load Speed - 400 RPM
Size - 22"

Part No RB-2112

**PETROL CHAIN SAW
62CC**



DESCRIPTION

Voltage - 220V
Rated Frequency - 50/60Hz
Input - 2.4 KW
No Load Speed - 400 RPM
Size - 22"

Part No RB-2113

BRUSH CUTTER 2 STROKE



DESCRIPTION

Voltage - 220V
Frequency - 50/60Hz
Input - 1.65 KW
NO-Load Speed - 3200 RPM
Size - 28mm

Part No RB-2121

PAINT MIXER



DESCRIPTION

Rated Voltage - 220V
Rated Frequency - 50/60Hz
Rated Input Power - 750W
No Load Speed - 550 RPM
Size - 160mm

Part No RB-2122

**PLANER HITACHI
(ALUMINIUM PLATE)**



DESCRIPTION

Rated Voltage - 220-110V
Rated Frequency - 50Hz
Rated Input Power - 750W
No Load Speed - 16000 r/m
Size - 82mm

Part No RB-2131

SCREW DRIVER



DESCRIPTION

Drill Capacity - 10 mm
Rated Voltage - 230V
Rated Frequency - 50Hz
Rated Input Power - 230w
No Load Speed - 750r/m

Part No RB-2132

SCREW DRIVER HQ



DESCRIPTION

Drill Capacity - 10 mm
Rated Voltage - 230V
Rated Frequency - 50Hz
Rated Input Power - 350w
No Load Speed - 750r/m

Part No RB-2133

SCREW DRIVER 12V BATTERY



DESCRIPTION

MaxDrill Capacity - 10 mm
Rated Voltage - 12V li-ion
No Load Speed - 0-760/0-1550 rpm

Part No RB-2141

ELECTRIC ROUTER



DESCRIPTION

Collet Diameter - 12 mm
Rated Voltage - 230V
Rated Frequency - 50Hz
Rated Input Power - 1500w
No Load Speed - 23000r/m

Part No RB-2142

ELECTRIC ROUTER



DESCRIPTION

Collet Diameter - 12 mm
Rated Voltage - 230V
Rated Input Power - 1500w
No Load Speed - 23000r/m

Part No RB-2151

VIBRATOR



DESCRIPTION

Rated Voltage - 220V
Rated Input Power - 850w
No Load Speed - 28000r/m

Part No RB-2152

VIBRATOR



DESCRIPTION

Rated Voltage - 220V
Rated Input Power - 1050w
No Load Speed - 28000r/m

Part No RB-2161

**WELDING
200 AMP**



DESCRIPTION

Rated Voltage - 220V
Frequency - 50/60Hz
Capacity - 1.6 - 3.2mm Rod

Part No RB-2162

WELDING 250 AMP



DESCRIPTION

Rated Voltage - 220V
Frequency - 50/60Hz
Capacity - 1.6 - 4mm Rod





Make the World

PROFESSIONAL POWER TOOLS

MARBLE CUTTING BLADE



250 Ft. Marble Cutting Blade



Molding Blade



Ceramic Blade



Laser Cut Blade



For Granite Blade



3" Cup Segment/Rim/Terbo



4" Cup Blade



380 Ft. Segment Blade



700 Ft. Cut Blade



BK Ceramic Blade



Super Thin Blade



4" Double Side Flat Cup



4" Concrete Blade



114mm Golden Blade



5" Diamond Saw Blade



6" Daimond Saw Blade



7" Daimond Saw Blade



14" Daimond Saw Blade



4" Segment Blade




4" Molding Blade



Make the World

PROFESSIONAL POWER TOOLS

ROBOT WOOD CUTTING BLADE







Make the World

PROFESSIONAL POWER TOOLS

ARMATURE

MODEL NAME	PART NO.	MODEL NAME	PART NO.	MODEL NAME	PART NO.
11-E	RB-2201	AG-5 / G15 SA-2	RB-2221	DW - 28700	RB-2241
Router Makita - 3612	RB-2202	20-180	RB-2222	CC - 14 STD	RB-2242
Router Endico - 3712	RB-2203	G-18 SH2	RB-2223	CC - 14 SF	RB-2243
Elmico Router	RB-2204	G-18 SE2	RB-2224	HU - 14	RB-2244
13mm Drill	RB-2205	KPT - 5791	RB-2225	Car Polisher / AG-5	RB-2245
16mm Drill	RB-2206	EBC - 25	RB-2226	Die Grinder - 25	RB-2246
1900B	RB-2207	EBC - 40	RB-2227	DU - 10	RB-2247
2-20	RB-2208	C-7	RB-2228	F 20	RB-2248
2-26	RB-2209	C-7 185	RB-2229	GDC 120	RB-2249
2310	RB-2210	Chain Saw Grinder	RB-2230	GDC 34	RB-2250
3-26	RB-2211	CM-4 SA	RB-2231	GQ 4	RB-2251
4016	RB-2212	CM-4 SB	RB-2232	G10 SS	RB-2252
5016	RB-2213	CM-5 Old Model	RB-2233	GSB 10	RB-2253
6mm Drill	RB-2214	CM-5 New Model	RB-2234	GSB 13 RE	RB-2254
6-100	RB-2215	CM-6	RB-2235	Miter Saw	RB-2255
180mm Cutter Machine	RB-2216	Cut off - 355 A	RB-2236	PD - 100D	RB-2256
801	RB-2217	Cut off - 355 LG	RB-2237	PD - 100M	RB-2257
0810 T	RB-2218	Cut off - GCO-2000	RB-2238	PH - 65 A	RB-2258
Elmico 8mm	RB-2219	Cut off - GCO-200	RB-2239	PH - 65 HC	RB-2259
Endico 8mm	RB-2220	DW - 871	RB-2240	Vibrator	RB-2260






Make the World

PROFESSIONAL POWER TOOLS

COIL/ STATOR

MODEL NAME	PART NO.	MODEL NAME	PART NO.	MODEL NAME	PART NO.
11-E	RB-2301	AG-5 / G15 SA-2	RB-2321	DW - 28700	RB-2341
Router Makita - 3612	RB-2302	20-180	RB-2322	CC - 14 STD	RB-2342
Router Endico - 3712	RB-2303	G-18 SH2	RB-2323	CC - 14 SF	RB-2343
Elmico Router	RB-2304	G-18 SE2	RB-3324	HU - 14	RB-2344
13mm Drill	RB-2305	KPT - 5791	RB-2325	Car Polisher / AG-5	RB-2345
16mm Drill	RB-2306	EBC - 25	RB-2326	Die Grinder - 25	RB-2346
1900B	RB-2307	EBC - 40	RB-2327	DU - 10	RB-2347
2-20	RB-2308	C-7	RB-2328	F 20	RB-2348
2-26	RB-2309	C-7 185	RB-2329	GDC 120	RB-2349
2310	RB-2310	Chain Saw Grinder	RB-2330	GDC 34	RB-2350
3-26	RB-2311	CM-4 SA	RB-2331	GQ 4	RB-2351
4016	RB-2312	CM-4 SB	RB-2332	G10 SS	RB-2352
5016	RB-2313	CM-5 Old Model	RB-2333	GSB 10	RB-2353
6mm Drill	RB-2314	CM-5 New Model	RB-2334	GSB 13 RE	RB-2354
6-100	RB-2315	CM-6	RB-2335	Miter Saw	RB-2355
180mm Cutter Machine	RB-2316	Cut off - 355 A	RB-2336	PD - 100D	RB-2356
801	RB-2317	Cut off - 355 LG	RB-2337	PD - 100M	RB-2357
0810 T	RB-2318	Cut off - GCO-2000	RB-2338	PH - 65 A	RB-2358
Elmico 8mm	RB-2319	Cut off - GCO-200	RB-2339	PH - 65 HC	RB-2359
Endico 8mm	RB-2320	DW - 871	RB-2340	Vibrator	RB-2360





Make the World

PROFESSIONAL POWER TOOLS

ABRASIVES

Part No RB-2401



4X1 BLACK DOUBAL NET METAL CUTTING WHEEL

Part No RB-2402



4X1 GREEN DOUBAL NET METAL CUTTING WHEEL

Part No RB-2404



4X1 THREE COLOUR METAL CUTTING WHEEL

Part No RB-2406



5X1 GREEN DOUBAL NET METAL CUTTING WHEEL

Part No RB-2409



7X3 DOUBAL NET METAL CUTTING WHEEL

Part No RB-2410



14X3 GREEN DOUBAL NET METAL CUTTING WHEEL

Part No RB-2411



14X3 GREEN SINGLE NET METAL CUTTING WHEEL

Part No RB-2412



14X3 BROWN DOUBAL NET METAL CUTTING WHEEL

Part No RB-2414-17



4" FLAP DISC
GRIT 36, 60, 80, 120

Part No RB-2418



4" FELT WHEEL / POLISHING WHEEL

Part No RB-2419



4" NON MOVEN / POLISHING WHEEL

Part No RB-2420



6"X1" U-1 POLISH WHEEL

Part No RB-2421



6"X1" U-3 POLISH WHEEL

Part No RB-2422



6"X 1/2" U-3 POLISH WHEEL

Part No RB-2425



4"X6MM GREEN GRINDING WHEEL

Part No RB-2426



4"X6MM BLACK GRINDING WHEEL

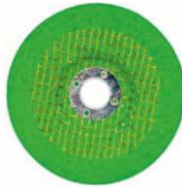


Make the World

PROFESSIONAL POWER TOOLS

ABRASIVES

Part No RB-2427



5"X6MM GREEN
GRINDING WHEEL

Part No RB-2428



5"X6MM BLACK
GRINDING WHEEL

Part No RB-2430-33



4" WA WHEEL / GREEN WHEEL
GRIT 36, 60, 80, 120

Part No RB-2434-39



4" FIBER DISC / SENDING PAPER
GRIT 24, 36, 60, 80, 100, 120

Part No RB-2440-45



5" FIBER DISC / SENDING PAPER
GRIT 24, 36, 60, 80, 100, 120





Make the World

PROFESSIONAL POWER TOOLS

GUIDE BAR / CHAIN

Part No RB-2701-03



GUIDE BAR 16", 18", 22"

Part No RB-2704-06



CHAIN 16", 18", 22"

Part No B.K-5707-09



B.K GOLD BAR 16", 18", 22"

Part No B.K-5710-12



B.K GOLD CHAIN 16", 18", 22"

Part No FT - 2713-15



FASTREX CHAIN
16", 18", 22"

Part No RB-2716-18



FASTREX GOLDEN CHAIN
16", 18", 22"

TIGER CHAIN



Size 16", 18", 22"

CARBON BRUSH



Model	Part No.	Model	Part No.	Model	Part No.
11-E	RB-2601	801	RB-2607	DU-10	RB-2613
2-20	RB-2602	0810 T	RB-2608	GDC-120	RB-2614
2-26	RB-2603	CM-4 SA	RB-2609	9553	RB-2615
2310	RB-2604	355 LG	RB-2610	MT 410	RB-2616
2510	RB-2605	GCO 2000	RB-2611	PD - 100	RB-2617
6-100	RB-2606	GCO 200	RB-2612	PH - 65 A	RB-2618

2 RS BEARINGS







Model	Part No.	Model	Part No.	Model	Part No.
606	RB-2501	629	RB-2507	6201	RB-2513
607	RB-2502	6000	RB-2508	6202	RB-2514
608	RB-2503	6001	RB-2509	6203	RB-2515
609	RB-2504	6002	RB-2510	6204	RB-2516
627	RB-2505	6003	RB-2511	6205	RB-2517
628	RB-2506	6200	RB-2512	62001	RB-2518



Make the World

PROFESSIONAL POWER TOOLS

DRILL CHUCK



CORE BIT



PRODUCT	PART NO.	LIST	PRODUCT	PART NO.	LIST
CORE BIT 6.5MM	PART NO RB-2901	270	CORE BIT 20MM	PART NO RB-2908	420
CORE BIT 8.5MM	PART NO RB-2902	290	CORE BIT 26MM	PART NO RB-2909	525
CORE BIT 10MM	PART NO RB-2903	310	CORE BIT 33MM	PART NO RB-2910	680
CORE BIT 12MM	PART NO RB-2904	340	CORE BIT 37MM	PART NO RB-2911	760
CORE BIT 14MM	PART NO RB-2905	360	CORE BIT 40MM	PART NO RB-2912	825
CORE BIT 16MM	PART NO RB-2906	365	CORE BIT 50MM	PART NO RB-2913	1200
CORE BIT 19MM	PART NO RB-2907	410	CORE BIT 75MM	PART NO RB-2914	2150



Make the World

PROFESSIONAL POWER TOOLS

CHISEL




MODEL	SIZE	PART NO.
11-E	18X400 FLAT	RB-3001
11-E	18X400 POINTED	RB-3002
11-E	18X600 FLAT	RB-3003
11-E	18X600 POINTED	RB-3004
2-26	14X260 FLAT	RB-3005
2-26	14X260 POINTED	RB-3006
0810 T	17X280 FLAT	RB-3007
0810 T	17X280 POINTED	RB-3008
0810 T	17X400 FLAT	RB-3009
0810 T	17X400 POINTED	RB-3010
PH-65	PH65 FLAT	RB-3011
PH-65	PH65 POINTED	RB-3012

CUP BRUSH

PRODUCT	PART NO.
3" COPPER BRUSH	Part No RB-3101
3" TWISTED BRUSH	Part No RB-3102
4" COPPER BRUSH	Part No RB-3103
4" TWISTED BRUSH	Part No RB-3104






Make the World

PROFESSIONAL POWER TOOLS

DIAMOND POLISH PAD



MODEL NAME	50	100	200	400	600	800	1000	1200	1500	2000
PART NO.	3216	3217	3218	3219	3220	3221	3222	3223	3224	3225

5MM DIAMOND POLISH PAD



MODEL NAME	50	100	200	400	600	800	1000	1200	1500	2000
PART NO.	3101	3102	3103	3104	3105	3106	3107	3108	3109	3110

G-C WHEEL

GRIT	PART NO.
46	3301
60	3302
80	3303
120	3304
220	3305

DCR POLISH PAD

GRIT	PART NO.
1	3226
2	3227
3	3228
4	3229
5	3230
6	3231





Make the World

PROFESSIONAL POWER TOOLS

HSS DRILL BITS FOR WOOD & ALUMINUM



SIZE
3mm - 1/8
4mm - 5/8
5mm - 3/16
6mm - 1/4
8mm - 5/16
10mm - 3/8
12mm - 1/2

HSS DRILL BITS FOR METAL



SIZE
3mm - 1/8
4mm - 5/8
5mm - 3/16
6mm - 1/4
8mm - 5/16
10mm - 3/8
12mm - 1/2

MACHINERY DRILL BITS



SIZE
3mm - 1/8
4mm - 5/8
5mm - 3/16
6mm - 1/4
8mm - 5/16
10mm - 3/8
12mm - 1/2

HAMMER DRILL BITS



SIZE	SIZE	SIZE
4X110 SDS BIT	12X210 SDS BIT	18X260 SDS BIT
5X110 SDS BIT	12X310 SDS BIT	18X310 SDS BIT
6X110 SDS BIT	12X350 SDS BIT	18X350 SDS BIT
6X160 SDS BIT	12X450 SDS BIT	18X450 SDS BIT
8X110 SDS BIT	14X160 SDS BIT	20X210 SDS BIT
8X160 SDS BIT	14X260 SDS BIT	20X260 SDS BIT
8X210 SDS BIT	14X310 SDS BIT	20X310 SDS BIT
10X110 SDS BIT	14X450 SDS BIT	20X350 SDS BIT
10X160 SDS BIT	16X160 SDS BIT	20X460 SDS BIT
10X260 SDS BIT	16X210 SDS BIT	22X310 SDS BIT
10X310 SDS BIT	16X260 SDS BIT	22X450 SDS BIT
10X350 SDS BIT	16X310 SDS BIT	25X310 SDS BIT
10X450 SDS BIT	16X360 SDS BIT	25X450 SDS BIT
12x110 SDS BIT	16X450 SDS BIT	
12X160 SDS BIT	18X210 SDS BIT	



Make the World

PROFESSIONAL POWER TOOLS

SPARE PARTS

AB WASHER



6-100 AB WASHER



801 AB WASHER



AG-7 AB WASHER



C-7 AB WASHER



CM-4 AB WASHER



CM-6 AB WASHER



CUT OFF 355 LG



MT 410 AB WASHER

HANDIL



11-E HANDIL



0810 HANDIL



DU-10 HANDIL



PH65A HANDIL

TOOL HOLDER



2-20 TOOL HOLDER SET



2-26 TOOL HOLDER



3-26 TOOL HOLDER



11-E PH-65

HAMMER PIPE



11-E TOOL HOLDER



810 MOUTH



810 TOOL HOLDER SET-2



PH-65 MOUNTH



Make the World

PROFESSIONAL POWER TOOLS

SPARE PARTS

CARBON HOLDER SET



11-E PLAT SET



2-20



2-26



6-100



CARBON HOLDER SET



2510




5016



AG-7



CUT OFF 355 LG



DU-10



PH 65 A



801

METAL HOUSING



6-100 METAL HOUSING



6-100 PLASTIC HOUSING



801 HOUSING



CM-4 HOUSING



CM-4 SB HOUSING



CM-5 HOUSING



PD 100 D HOUSING



SPARE PARTS

GEAR BOX



PISTON/ CONNECTING



BODY



SPARE PARTS


SWITCH

						
2-20	2-26	6-100	11-E SPEED C. GOVENER	11-E	801 SMALL	801 BIG
						
0810	5016	AG-5 GRINDER	AG-7 G18 SE2	AG-7 20-180	CAR POLISHER	CHAINSAW GRINDER
						
CM-4 SA	CUT OFF 355LG	CUT OFF 871	CUT OFF GCO-200	CUT OFF GCO-2000	G10SS	GDC-34
						
GSB-10	GSB-13 RE	PAINT MIXTURE	PD-100	PH65	SCREW DRIVER	








O RINGS/COVER

						
2-20	2-26	3-26 O RING	3-26 OIL SEAL	6-100	11-E DAMPING	11-E
						
11-E OIL SEAL	607, 608	0810 OIL SEAL	607, 608, 6000, 6001, 6201 BEARING COVER	0810 O RING	PH-65 O RING SET	PH-65 O RING

SPANER

				
6-100	801	CM-4 FLAT	CM-4 T	

NIDDLE

						
6-100	801	2-20	2-26	11-E	PH-65	3-26



Make the World

PROFESSIONAL POWER TOOLS

SPARE PARTS

SPENDAL



GEAR SET





Make the World

PROFESSIONAL POWER TOOLS

PETROL CHAIN SAW SPARE PARTS



ACCYLETOR SPRING

Part No. - 11601



AIR FILTER
(SQUARE TYPE)

Part No. - 11602



AIR FILTER COVER

Part No. - 11603



AIR FILTER KNOB

Part No. - 11604



AIR FILTER WHITE
- BIG

Part No. - 11605



AIR FILTER WHITE
- SMALL

Part No. - 11606



AIR REVITOR

Part No. - 11607



ALANKEY PANA

Part No. - 11608



ARM

Part No. - 11609



BODY SCREW SMALL

Part No. - 11610



BODY/TANK

Part No. - 11611



BREAK ASSEMBLY -
SQUARE

Part No. - 11612



BREAK ASSEMBLY -
TRINGLE

Part No. - 11613



BREAK SPRING

Part No. - 11614



BRETHER

Part No. - 11615



BUMPPER SPIKE

Part No. - 11616



CARBORATOR 2 PIPE

Part No. - 11617



CARBORATOR 3 PIPE

Part No. - 11618



CHAIN ADJUSTER
SIMPLE

Part No. - 11619



CHAIN ADJUSTER
WITH GEAR

Part No. - 11620



CHAIN LOCK

Part No. - 11621



CHAIN STOPER/CATCHER

Part No. - 11622



CHOK ROD

Part No. - 11623



CLUTCK DRUM

Part No. - 11624



CLUTCK SPRING

Part No. - 11625



Make the World

PROFESSIONAL POWER TOOLS

PETROL CHAIN SAW SPARE PARTS



CLUTCH

Part No. - 11626



**CLUTCH DRUM
SUPER SPOKET**

Part No. - 11627



CLUTCH WAYSER

Part No. - 11628



COLLER SCREW/STUD

Part No. - 11629



CONECTING ROAD

Part No. - 11630



CRANK CASE

Part No. - 11631



CRANK SHOFT

Part No. - 11632



CYLINDER COVER

Part No. - 11633



ELBOW

Part No. - 11634



**FLY EWHEEL
(PLASTIC)**

Part No. - 11635



FLYWHEEL (METAL)

Part No. - 11636



FRORD GAURD

Part No. - 11637




GAS KIT SET

Part No. - 11638



HANDIL

Part No. - 11639



INNER SIDE PLATE

Part No. - 11640



INTAKE BRACKET

Part No. - 11641



**INTAKE PIPE/AIR
FILTER ADAPTER**

Part No. - 11642



MANIFOLD INTAKE

Part No. - 11643



MANIFOLD

Part No. - 11644



MEGNETIC COIL

Part No. - 11645



**MIDDLE BEARING
FOR PISTON**

Part No. - 11646



**NIDDLE BEARING
FOR CLUTCH**

Part No. - 11647



**NIDDLE FOR
CRANK CASE**

Part No. - 11648



NUT

Part No. - 11649



OIL BULB

Part No. - 11650

PETROL CHAIN SAW SPARE PARTS



OIL FILTER

Part No. - 11651



OIL PIPE

Part No. - 11652



OIL PUMP OUT HOSE

Part No. - 11653



OIL PUMP

Part No. - 11654



OIL SEAL CLAMP PLATE

Part No. - 11655



OIL SEAL PLATE/COVER

Part No. - 11656



OIL SEAL SET

Part No. - 11657



OIL TANK CAP

Part No. - 11658



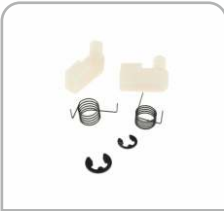
OUTER SIDE PLATE

Part No. - 11659



PAWL WITH RING METAL

Part No. - 11660



PAWL WITH RING

Part No. - 11661



PETROL FILTER

Part No. - 11662



PETROL PIPE

Part No. - 11663




PETROL TANK CAP

Part No. - 11664




PISTON 58CC

Part No. - 11665



PISTON PIN

Part No. - 11666



PISTON RING

Part No. - 11667



PLUG CAP

Part No. - 11668



PLUG SPANNER

Part No. - 11669



PLUG

Part No. - 11670



RASSI BUNDLE/ROPE

Part No. - 11671



RING

Part No. - 11672



ROPE ROLLER DOUBLE

Part No. - 11673



ROPE ROLLER SINGLE

Part No. - 11674



RUBBER BUSH BIG

Part No. - 11675



Make the World

PROFESSIONAL POWER TOOLS

PETROL CHAIN SAW SPARE PARTS



**RUBBER BUSH SET
SMALL**

Part No. - 11676



RUBBER SMALL

Part No. - 11677



SCREW COMPLETE SET

Part No. - 11678



SILENCER BOLT

Part No. - 11679



SILENCER

Part No. - 11680



**SILENCER PACKING/
BLOCK**

Part No. - 11681



**SILENCER SET 58CC
NORMAL QUALITY**

Part No. - 11682



**SILENCER SET 58CC
HIGH QUALITY**

Part No. - 11683



**SILENCER SET
58CC ROBOT**

Part No. - 11684



SILENCER SET 62CC

Part No. - 11685



SPACER

Part No. - 11686



SPOKET

Part No. - 11687



SPRING (M)

Part No. - 11688



SPRING (THIN)

Part No. - 11689



SPRING SET

Part No. - 11690



SPRING WITH PVC PLATE

Part No. - 11691



STATOR HANDIL

Part No. - 11692



STATOR SET (METAL)

Part No. - 11693



STATOR SET DOUBLE

Part No. - 11694



STATOR SET SINGLE

Part No. - 11695



SWITCH SQUARE TYPE

Part No. - 11696



SWITCH

Part No. - 11697



THROTTLE ROD

Part No. - 11698



TOWER SPRING

Part No. - 11699



TRIGGER SET


Part No. - 11700




Make the World

PROFESSIONAL POWER TOOLS

OTHERS




SILICONE GUN



GLASS CUTTER




T SPANER 8MM, 10MM




GLASS SUCTION 2 CUP



MAGNETIC LEVEL 12"



3", 4" BEARING PULER




HAND PLANNER BLADE SIZE 1", 1.25", 1.5", 1.75", 2"




STAR BITS SET



NUT RUNNER SIZE 8MM, 10MM



DAIMOND PATTI





Make the World


PROFESSIONAL POWER TOOLS

VIBRATOR NIDDLE



SIZE : 1 METER, 1.5 METER, 2 METER, 3 METER


ADAPTOR




Paint Mixture to
16mm Drill Adaptor



4 inch double blade
Grinder Adaptor



Core Cutter Adaptor
- Small Thread



Core Cutter Adaptor
- Big Thread



DU-10 to 4 Inch
Grinder Adaptor



5 inch double blade
Grinder Adaptor

PADS




4" PLASTIC PAD



4" PLASTIC PAD




5" PLASTIC PAD



5" PLASTIC PAD



VELCRO PADS
4" M-10, M-14, 5" M-10, M-14



5" RUBBER PAD



4", 5" PAD NUT



SHUBHAM POWER TOOLS

Email : shubham_power_tools@yahoo.com

Website : www.robotpowertools.com